

ETS® Proficiency Profile

Freshmen 2019

Summary of Proficiency Classifications

To show how many students are proficient at each level

Alice Lloyd College

Abbreviated Form

Test Description: Abbreviated Form B Paper

Number of students tested: 190

Number of students included in these statistics: 190

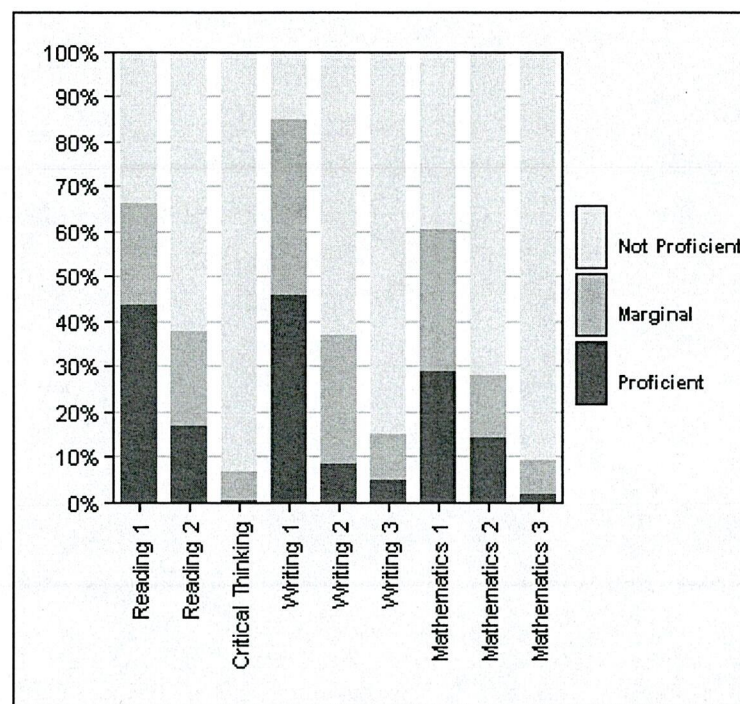
Number of students excluded (see roster): 0

Cohort Name: TEST DATE: 2019-09-19T00:00:00-04:00

Close Date: 01/22/2020

Student Level: All

Skill Dimension	Proficiency Classification		
	Proficient	Marginal	Not Proficient
Reading, Level 1	44%	23%	34%
Reading, Level 2	17%	21%	62%
Critical Thinking	1%	6%	93%
Writing, Level 1	46%	39%	15%
Writing, Level 2	8%	28%	63%
Writing, Level 3	5%	11%	85%
Mathematics, Level 1	29%	32%	39%
Mathematics, Level 2	14%	14%	72%
Mathematics, Level 3	2%	8%	91%



ETS® Proficiency Profile

Juniors 2021

Summary of Proficiency Classifications

To show how many students are proficient at each level

Alice Lloyd College

Abbreviated Form

Test Description: Abbreviated Form B Paper

Number of students tested: 84

Number of students included in these statistics: 84

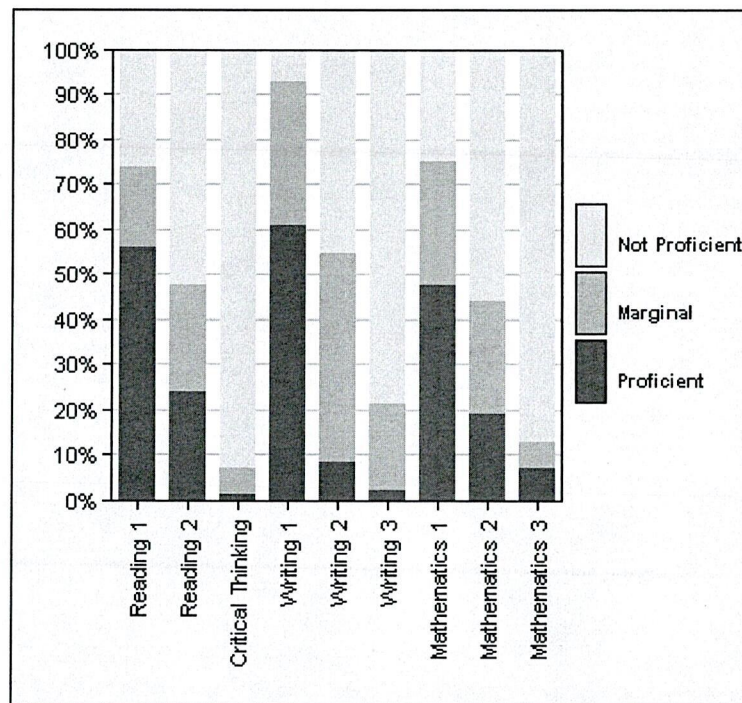
Number of students excluded (see roster): 0

Cohort Name: TEST DATE: 2021-09-16T00:00:00-04:00

Close Date: 02/09/2022

Student Level: All

Skill Dimension	Proficiency Classification		
	Proficient	Marginal	Not Proficient
Reading, Level 1	56%	18%	26%
Reading, Level 2	24%	24%	52%
Critical Thinking	1%	6%	93%
Writing, Level 1	61%	32%	7%
Writing, Level 2	8%	46%	45%
Writing, Level 3	2%	19%	79%
Mathematics, Level 1	48%	27%	25%
Mathematics, Level 2	19%	25%	56%
Mathematics, Level 3	7%	6%	87%



ETS® Proficiency Profile

Freshmen 2020

Summary of Proficiency Classifications

To show how many students are proficient at each level

Alice Lloyd College

Abbreviated Form

Test Description: Abbreviated Form B Paper

Number of students tested: 173

Number of students included in these statistics: 173

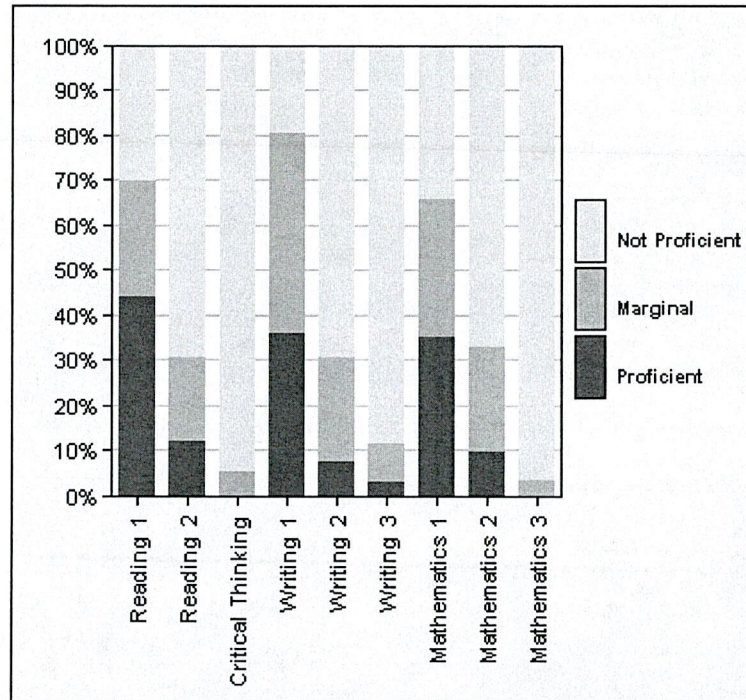
Number of students excluded (see roster): 0

Cohort Name: TEST DATE: 2020-09-22T00:00:00-04:00

Close Date: 02/10/2021

Student Level: All

Skill Dimension	Proficiency Classification		
	Proficient	Marginal	Not Proficient
Reading, Level 1	44%	26%	30%
Reading, Level 2	12%	19%	69%
Critical Thinking	0%	5%	95%
Writing, Level 1	36%	45%	20%
Writing, Level 2	8%	23%	69%
Writing, Level 3	3%	9%	88%
Mathematics, Level 1	35%	31%	34%
Mathematics, Level 2	10%	23%	67%
Mathematics, Level 3	0%	3%	97%



ETS® Proficiency Profile

Juniors 2022

Summary of Proficiency Classifications

To show how many students are proficient at each level

Alice Lloyd College

Abbreviated Form

Test Description: Abbreviated Form B Paper

Number of students tested: 74

Number of students included in these statistics: 74

Number of students excluded (see roster): 0

Cohort Name: TEST DATE: 2022-09-01T00:00:00-04:00

Close Date: 02/01/2023

Student Level: All

Skill Dimension	Proficiency Classification		
	Proficient	Marginal	Not Proficient
Reading, Level 1	50%	26%	24%
Reading, Level 2	15%	28%	57%
Critical Thinking	0%	12%	88%
Writing, Level 1	49%	34%	18%
Writing, Level 2	8%	36%	55%
Writing, Level 3	4%	16%	80%
Mathematics, Level 1	42%	24%	34%
Mathematics, Level 2	14%	27%	59%
Mathematics, Level 3	4%	5%	91%

